


































































TS-310 Chart Types

	Type T		Type UK		Type M		Type P		Type PhM	
	Distance / near	Near	Distance / near	Near	Distance / near	Near	Distance / near	Near	Distance / near	Near
Letter	0.04 to 1.5	0.1 to 1.0	150 to 4	60 to 6	500 to 10	200 to 20	0.04 to 2.0	0.1 to 1.0	0.04 to 2.0	0.1 to 1.0
Number	0.04 to 1.5	0.1 to 1.0	12 to 4	60 to 6	200 to 10	200 to 20	0.1 to 1.25	0.1 to 1.0	—	—
Tumbling E	0.1 to 1.5	0.1 to 1.0	—	—	100 to 10	200 to 20	0.1 to 1.2	0.1 to 1.0	0.04 to 1.6	0.1 to 1.0
Landolt C	—	—	150 to 4	60 to 6	—	—	—	—	—	—
Children	0.1 to 1.0	—	38 to 6	—	200 to 20	—	0.1 to 1.0	—	0.1 to 1.25	—
ETDRS style letters	0.32 to 2.0	—	20 to 3	—	64 to 10	—	0.32 to 2.0	—	0.32 to 2.0	—
Letters and Numbers	—	0.63	—	10	—	30	—	0.63	—	0.63
Astigmatism clock dial		—		—	—	—	—	—		—
Dots		—		—		—		—	—	—
Red-green		—		—		—	—	—		—
Cross grid		—	—		—			—		—
Binocular balance		—		—		—		—		—
Duochrome balance		—		—	—	—		—		—
Phoria		—	—	—	—	—	—	—	—	—
Phoria with fixation point		—	—	—		—	—	—		—
Vertical line	—		—			—	—		—	
Horizontal line	—		—			—	—		—	
Vertical coincidence		—	—	—		—		—	—	—
Horizontal coincidence	—	—	—	—	—	—		—	—	—
Schober		—	—	—	—	—		—		—
Stereo		—		—		—		—		—
Worth four dot		—		—		—		—		—
Fixation point		—		—		—		—		—
Others	—	—	Muscle  	—	—	—	—	—	Mallet (horizontal phoria)  Mallet (vertical phoria) 	—